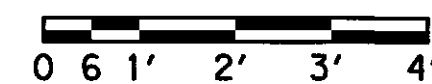
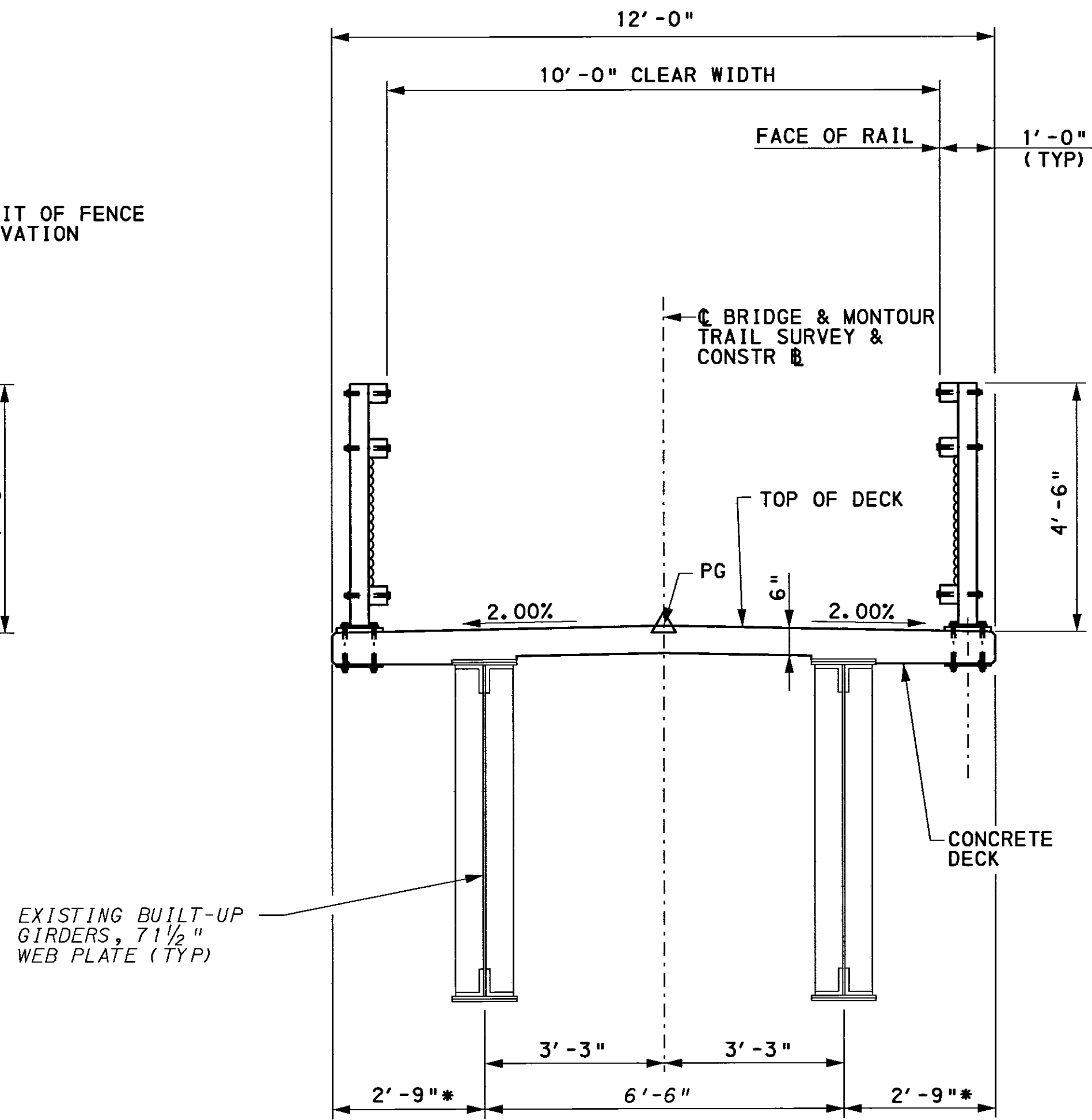


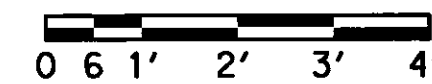
TYPICAL SECTION
SPANS 1 & 2



* OVERHANG VARIES IN CURVED DECK NEAR PIER 2



TYPICAL SECTION
SPAN 3



FOR DETAILS NOT SHOWN, SEE TYPICAL SECTION FOR SPANS 1 & 2, THIS SHEET

REFERENCES:

- GENERAL PLAN
- ELEVATION
- GENERAL NOTES-1
- GENERAL NOTES-2
- DECK SLAB PLAN
- TYPICAL DECK SECTIONS
- DECK SLAB DETAILS-1
- DECK SLAB DETAILS-2
- TABLE OF DECK ELEVATIONS
- STEEL RAILING DETAILS
- FENCE AND STEEL RAILING DETAILS

SHEET:


- 1
- 2
- 4
- 5
- 27
- 28
- 29
- 30
- 31
- 33
- 34

Mark	Description	By	Chk'd.	Recm'd.	Date
REVISIONS					

SR 0980 PREVIOUSLY KNOWN AS APPLICATION 685

COMMONWEALTH OF PENNSYLVANIA
DEPARTMENT OF TRANSPORTATION

WASHINGTON COUNTY
S.R. 0980 SECTION 139
SEGMENT 0130 OFFSET 2665
MONTOUR TRAIL BRIDGE OVER
S.R. 0980, S.R. 0050 & MILLERS RUN
3-SPAN COMPOSITE STEEL GIRDER BRIDGE
TYPICAL SECTIONS



RECOMMENDED 7-29-14

SHEET 3 OF 41

S-33759